

Director's Overview

Ileana Arias, Ph.D.

Director

National Center for Injury Prevention and Control

June 1, 2007



SAFER • HEALTHIER • PEOPLE™



10 Leading Causes of Death by Age Group, United States – 2004

Rank	Age Groups										Total
	<1	1-4	5-9	10-14	15-24	25-34	35-44	45-54	55-64	65+	
1	Congenital Anomalies 5,622	Unintentional Injury 1,641	Unintentional Injury 1,126	Unintentional Injury 1,540	Unintentional Injury 15,449	Unintentional Injury 13,032	Unintentional Injury 16,471	Malignant Neoplasms 49,520	Malignant Neoplasms 96,956	Heart Disease 533,302	Heart Disease 652,486
2	Short Gestation 4,642	Congenital Anomalies 569	Malignant Neoplasms 526	Malignant Neoplasms 493	Homicide 5,085	Suicide 5,074	Malignant Neoplasms 14,723	Heart Disease 37,556	Heart Disease 63,613	Malignant Neoplasms 385,847	Malignant Neoplasms 553,888
3	SIDS 2,246	Malignant Neoplasms 399	Congenital Anomalies 205	Suicide 283	Suicide 4,316	Homicide 4,495	Heart Disease 12,925	Unintentional Injury 16,942	Chronic Low. Respiratory Disease 11,754	Cerebro-vascular 130,538	Cerebro-vascular 150,074
4	Maternal Pregnancy Comp. 1,715	Homicide 377	Homicide 122	Homicide 207	Malignant Neoplasms 1,709	Malignant Neoplasms 3,633	Suicide 6,638	Liver Disease 7,496	Diabetes Mellitus 10,780	Chronic Low. Respiratory Disease 105,197	Chronic Low. Respiratory Disease 121,987
5	Unintentional Injury 1,052	Heart Disease 187	Heart Disease 83	Congenital Anomalies 184	Heart Disease 1,038	Heart Disease 3,163	HIV 4,826	Suicide 6,906	Cerebro-vascular 9,966	Alzheimer's Disease 65,313	Unintentional Injury 112,012
6	Placenta Cord Membranes 1,042	Influenza & Pneumonia 119	Chronic Low. Respiratory Disease 46	Heart Disease 162	Congenital Anomalies 483	HIV 1,468	Homicide 2,984	Cerebro-vascular 6,181	Unintentional Injury 9,651	Diabetes Mellitus 53,956	Diabetes Mellitus 73,138
7	Respiratory Distress 875	Septicemia 84	Benign Neoplasms 41	Chronic Low. Respiratory Disease 74	Cerebro-vascular 211	Diabetes Mellitus 599	Liver Disease 2,799	Diabetes Mellitus 5,567	Liver Disease 6,569	Influenza & Pneumonia 52,760	Alzheimer's Disease 65,965
8	Bacterial Sepsis 827	Perinatal Period 61	Septicemia 38	Influenza & Pneumonia 49	HIV 191	Cerebro-vascular 567	Cerebro-vascular 2,361	HIV 4,422	Suicide 4,011	Nephritis 35,105	Influenza & Pneumonia 59,664
9	Neonatal Hemorrhage 616	Benign Neoplasms 53	Cerebro-vascular 34	Benign Neoplasms 43	Influenza & Pneumonia 185	Congenital Anomalies 420	Diabetes Mellitus 2,026	Chronic Low. Respiratory Disease 3,511	Nephritis 3,963	Unintentional Injury 35,020	Nephritis 42,480
10	Circulatory System Disease 593	Chronic Low. Respiratory Disease 48	Influenza & Pneumonia 33	Cerebro-vascular 43	Chronic Low. Respiratory Disease 179	Septicemia 328	Influenza & Pneumonia 891	Septicemia 2,251	Septicemia 3,745	Septicemia 25,644	Septicemia 33,373

Source: National Vital Statistics System, National Center for Health Statistics, CDC.

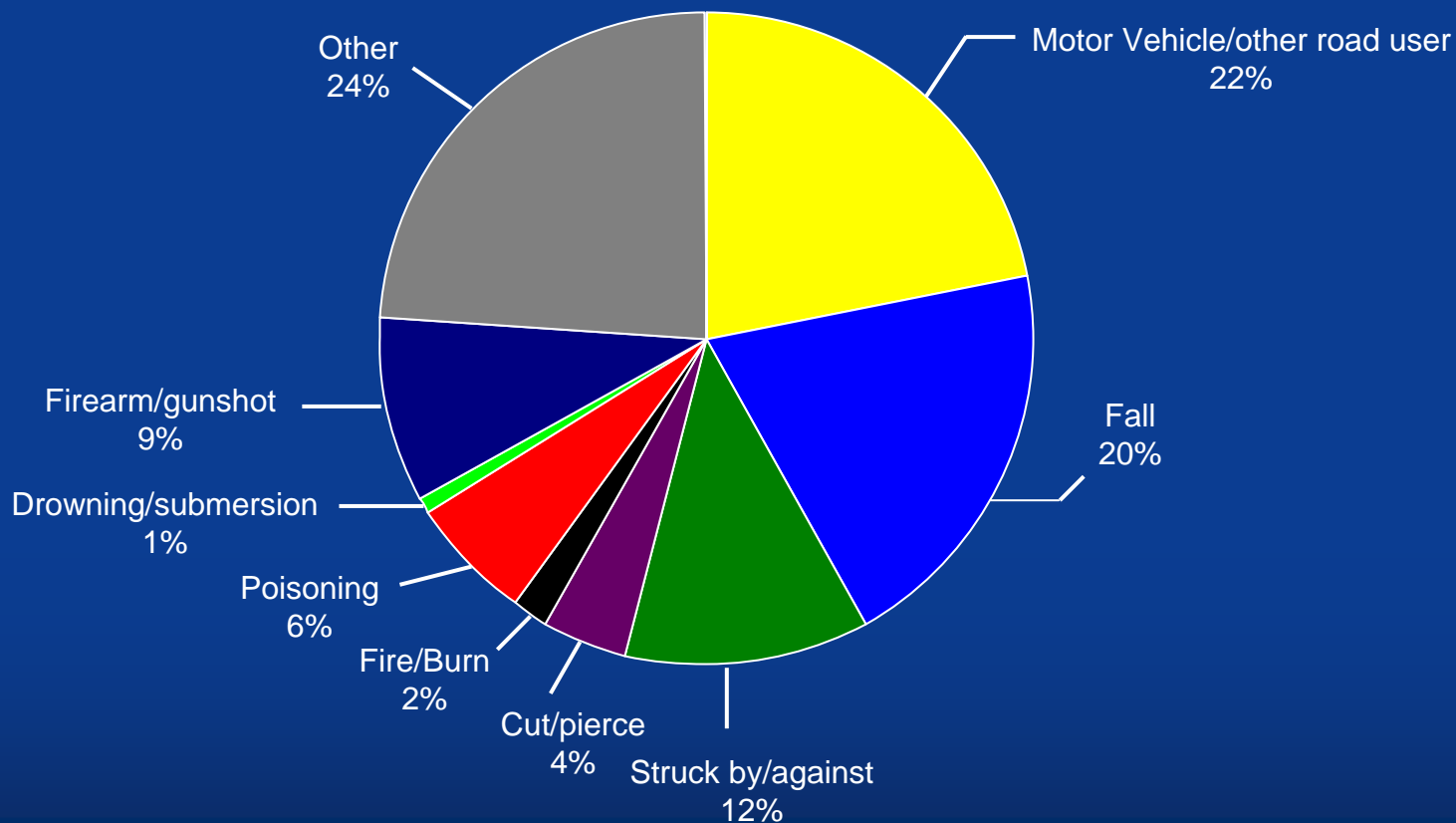
Produced by: Office of Statistics and Programming, National Center for Injury Prevention and Control, CDC.

The Burden of Injury

- Leading cause of death for Americans 1 – 44.
- Each year 50 million people experience a nonfatal injury serious enough to require a visit to an emergency department.
- Hospital emergency departments treat an average 55 people for injuries every minute.
- \$406 billion in medical expenses and lost productivity.

Total Cost of Injury by Mechanism

\$406 Billion (Finkelstein, et al 2006)

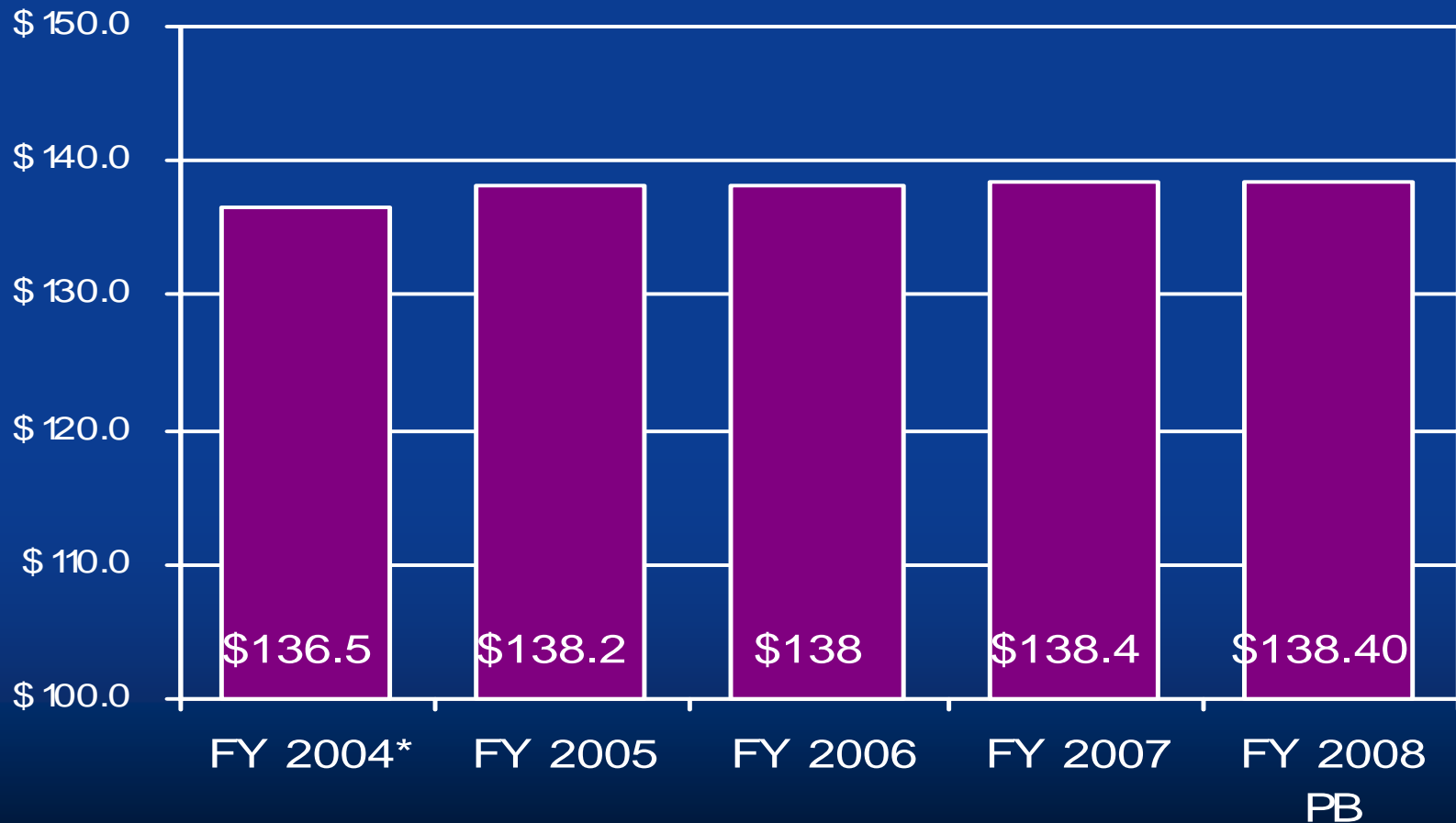


CDC's Injury Center

- CDC began studying home and recreational injuries in the early 1970s and violence prevention in 1983. From these early activities grew a national program to reduce injury, disability, death, and costs associated with injuries outside the workplace.
- In June 1992, CDC established the Injury Center to focus on preventing and controlling injuries and associated deaths and disabilities.
- CDC's Injury Center is dedicated to identifying risk factors for injuries, developing and sharing strategies to prevent them, and supporting organizations and individuals working to do the same.

Injury Prevention and Control Funding FY 2004 – FY 2007


(in Millions)



*Reflects revised CDC budget structure.

NCIPC Priority Areas of Focus

- Child Maltreatment Prevention
- Older Adult Falls Prevention
- Preventing Injuries from Residential Fires



Why?

- One out of seven children experience child maltreatment
- Injuries related to falls are a leading cause of death for adults age 65 or older
- 396,000 home fires and 3,030 fire related deaths annually

NCIPC's Activities

- **Child Maltreatment Prevention:** Developing and refining a unified framework promoting Safe, Stable, Nurturing Relationships (SSNR's)
- **Residential Fire Injury Prevention:** Promote functioning smoke alarms in every home
- **Preventing Falls Among Older Adults:** Promote independent living through interventions that remove home hazards and improve physical fitness



Healthy People

- Start Strong
- Grow Safe and Strong
- Achieve Healthy Independence
- Live a Healthy, Productive, and Satisfying Life
- Live Better, Longer

One focus: Prevent motor vehicle-related injuries among adolescents

Unintentional Poisonings

- Poisonings are second only to motor vehicle crashes as a cause of death from unintentional injury
- Nearly all poisoning deaths are attributable to drug interaction including abuse of prescription and illegal drugs.
- A recent NCIPC study found:
 - Mortality rates increased 62.5% in 5 yrs
 - Increases occurred in states with rural population with significant increases among women
 - More aggressive educational and treatment measures necessary to address problem

School Associated Violent Deaths (SAVD)

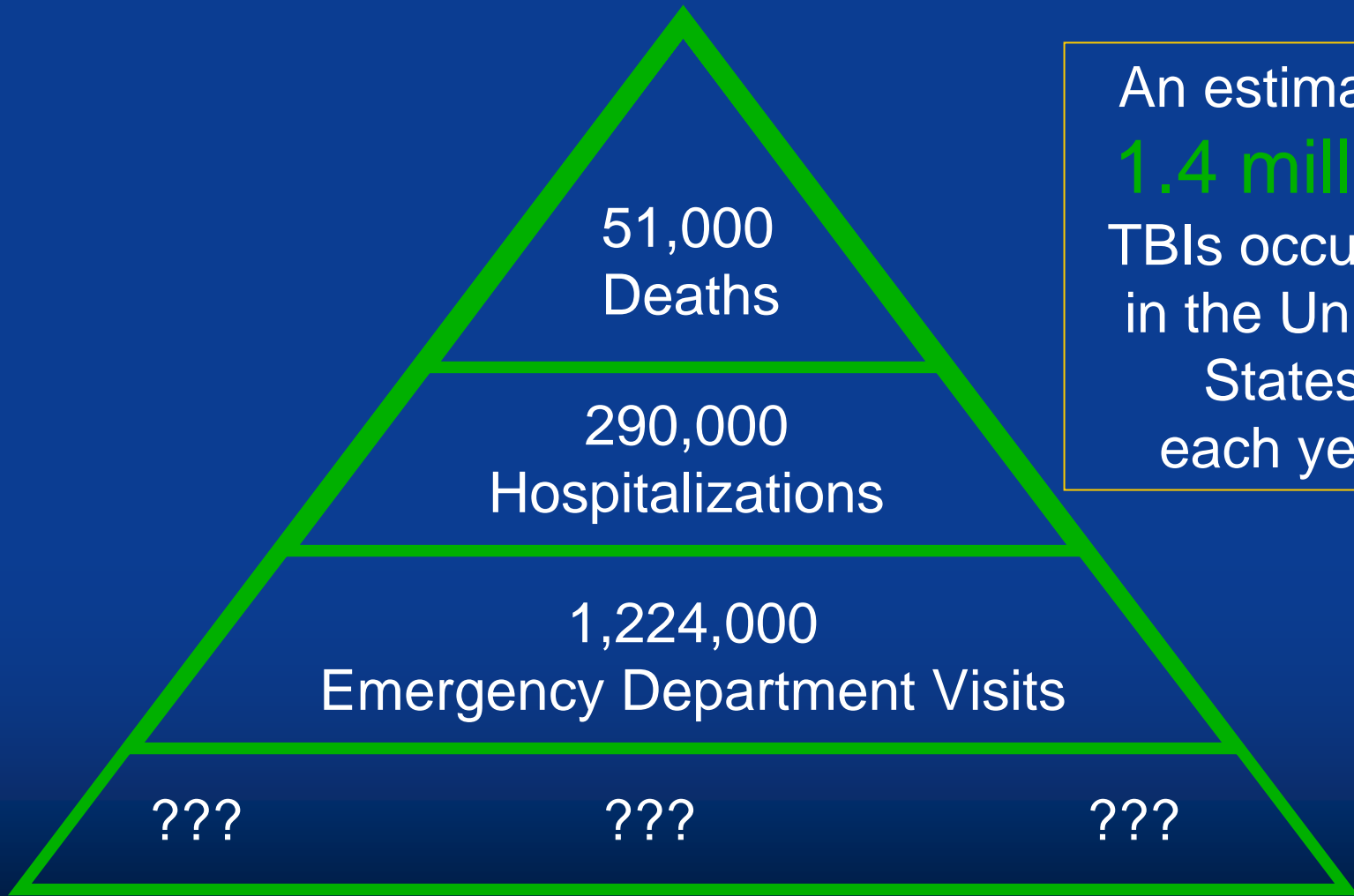
- SAVD account for 1% of the total number of youth homicides
- Most SAVD occur during transition times ie: start or end of school day, or during lunch period
- 50% of homicide perpetrators gave some type of warning prior to the event
- 20% of perpetrators were victims of bullying and 12% had expressed suicidal thoughts or engaged in suicidal behavior

Virginia Tech School Shooting: What is being done?

- Partnership with DOJ and DOE to identify trends that can help schools develop preventive measures
- Released a podcast on stress management
- Designing a more comprehensive school violence, mental health, injury and surge related issues web-page

TBI in the United States

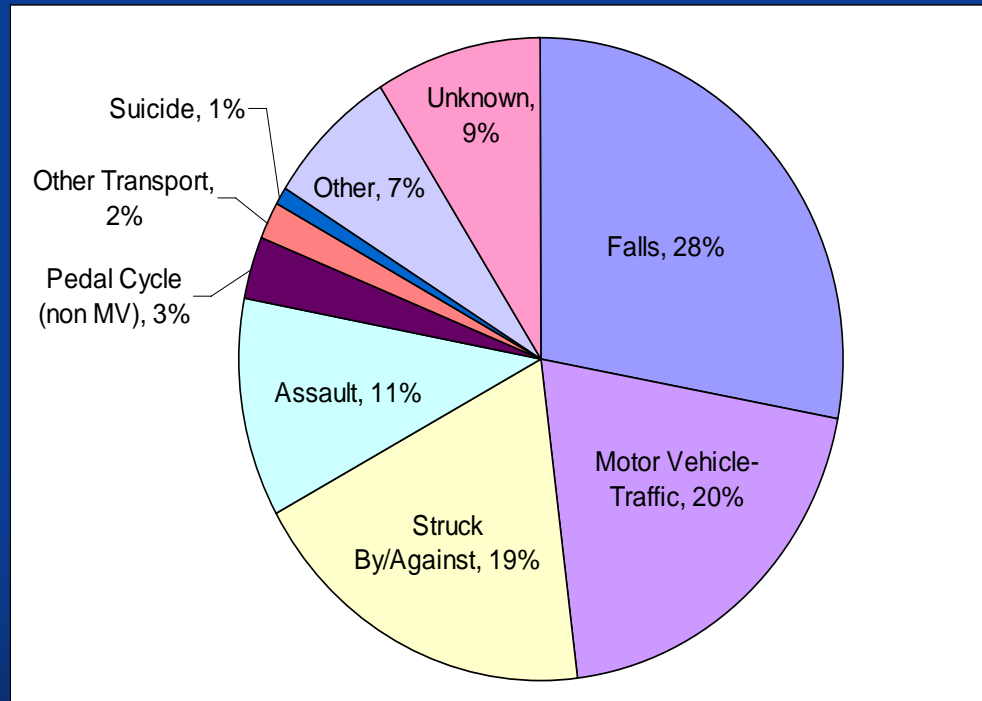
What are the numbers of TBI's?



An estimated **1.4 million** TBIs occurred in the United States each year

TBI in the United States

What are the causes?




TBI in the United States

What are the new challenges?



Increasing numbers
of older adults



Survivors of
explosive attacks



Military personnel
in war zones

**What will we do today,
that will matter tomorrow?**



SAFER • HEALTHIER • PEOPLE™

